



SHELLEY
MEDICAL
IMAGING
TECHNOLOGIES

Sales Office

London, Ontario, Canada


Phone: 1 (519) 690-0874

Fax: 1 (519) 690-0875

Email: sales@simutec.com

Web: www.simutec.com

**WORLD LEADER
IN ANATOMICAL HUMAN
VASUCULAR REPLICAS**


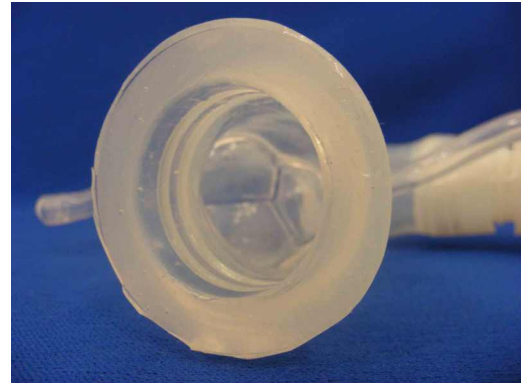



T-S-N-006

THORACIC MOVING 3-CUSP FLOW MODEL

This is a soft silicon model supported by a transparent Plexiglas box.

The model includes an internal 3-cusp aortic valve. The model can be connected from the ascending or descending aorta. The model includes a 3-cusp aortic valve.



These replica models are compatible with modern imaging modalities such as digital subtraction angiography, computed tomography and magnetic resonance imaging. Providing the use of an adequate circulating fluid, Doppler techniques can also be performed. The in vitro models transparency to light makes them suitable for video and photographic monitoring.